

Ethiopia

Statistical Country Profile



Edition 05/2019

Publication date: 13 May 2019

Contact us:

www.destatis.de/contact

Phone: +49 (0) 611 / 75 24 05

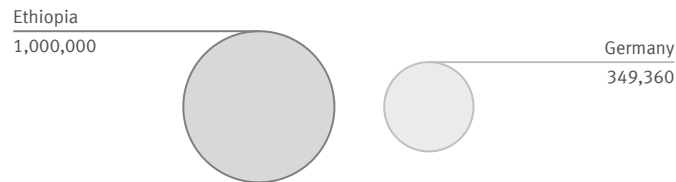
Contents

| | |
|---|----|
| ■ General information | 3 |
| ■ Economy and finance | 3 |
| ■ Population | 5 |
| ■ Health | 6 |
| ■ Education | 6 |
| ■ Labour force | 6 |
| ■ Living conditions | 8 |
| ■ Production | 8 |
| ■ Agriculture and forestry | 8 |
| ■ Foreign trade | 9 |
| ■ Transport | 11 |
| ■ Environment and energy | 11 |
| ■ Science, research, technology | 12 |
| ■ Sources | 12 |

General information

| | | |
|------------------------------------|-------------------------------------|-----------------------------------|
| Capital city Addis Ababa | Official language Amharic | Currency Ethiopian Birr |
|------------------------------------|-------------------------------------|-----------------------------------|

Land area in relation to Germany
km²

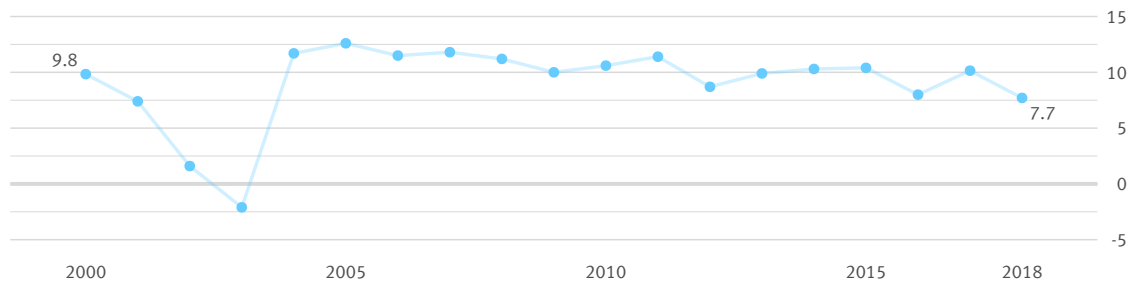


Source: WB-WDI

Economy and finance

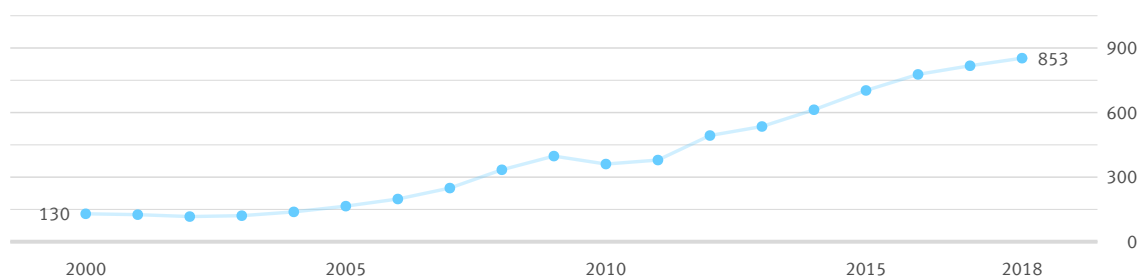
| | | | |
|--|---|---|---|
| Gross domestic product (GDP), total bn US\$ 80 (2018) Source: IMF-WEO | GDP, real change % since 2000 +370 (2018) Source: IMF-WEO* | GDP per capita US\$ 853 (2018) Source: IMF-WEO | GDP per capita internat. US\$ 2,332 (2018) Source: IMF-WEO |
|--|---|---|---|

Gross domestic product, real change
% on previous year



Source: IMF-WEO

Gross domestic product per capita
US\$



Source: IMF-WEO

Inflation rate
(change of consumer
price index)
% on previous year

+9.8

(2017)

Source: IMF-IFS

General government
gross debt

% of GDP

61.1

(2018)

Source: IMF-WEO

General government
net lending / borrowing

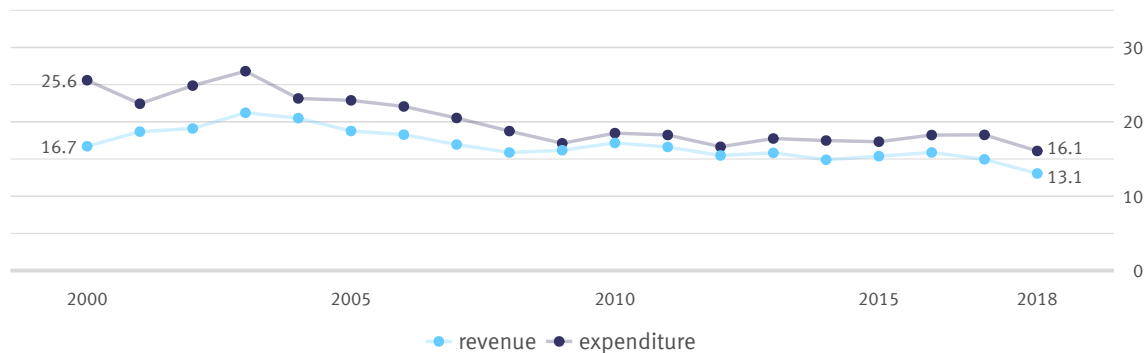
% of GDP

-3.0

(2018)

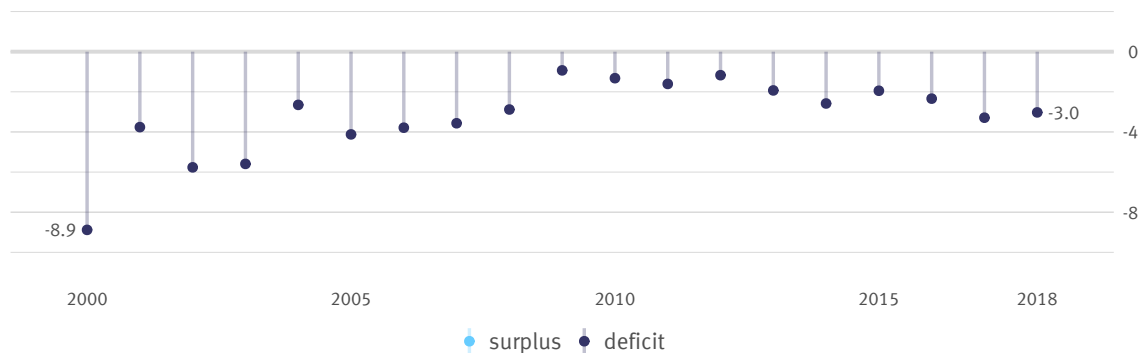
Source: IMF-WEO

General government revenue and expenditure % of GDP



Source: IMF-WEO

General government net lending / borrowing % of GDP



Source: IMF-WEO

Foreign direct
investment (FDI):
inward stocks
bn US\$

13.700

(2016)

Source: UNCTAD

Foreign direct
investment (FDI):
outward stocks
bn US\$

No data

Source: UNCTAD

Foreign direct
investment (FDI):
net flow, inward
bn US\$

3.196

(2016)

Source: UNCTAD

Foreign direct
investment (FDI):
net flow, outward
bn US\$

No data

Source: UNCTAD

Population

| Population total 1,000 | Population density inhabitants per km ² | Life expectancy at birth (women) years | Life expectancy at birth (men) years |
|---------------------------|---|---|---|
| 104,957 | 105 | 67.8 | 64.0 |
| (2017) Source: WB-WDI | (2017) Source: WB-WDI | (2017) Source: WB-WDI | (2017) Source: WB-WDI |

Population in relation to Germany 2017

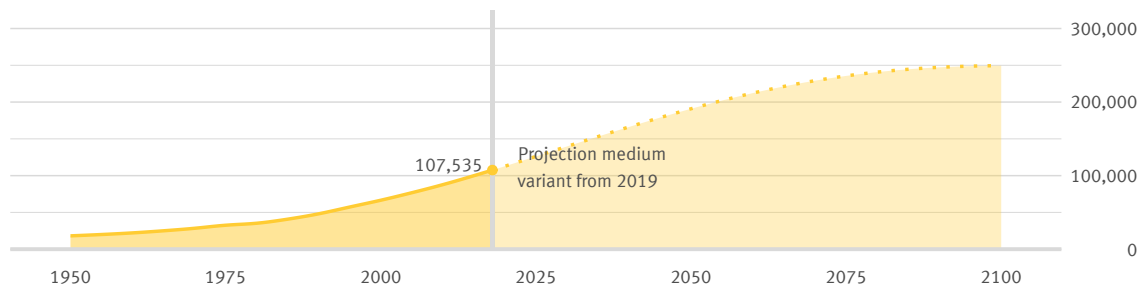
1,000



Source: WB-WDI

Population

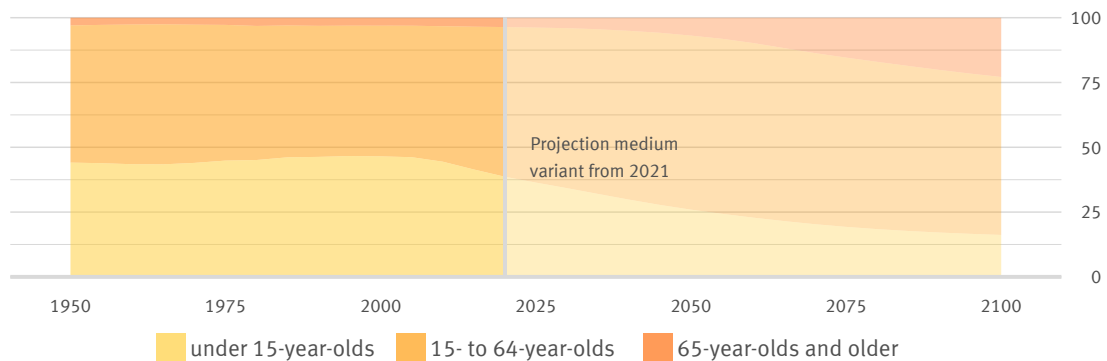
1,000



Source: UN-POP

Population by age group

proportion, %



Source: UN-POP

Health

| Practising physicians per 1,000 inhabitants | Hospital beds per 1,000 inhabitants | Prevalence of raised blood pressure % | Prevalence of obesity (BMI \geq 30) % |
|--|--|--|--|
| 0.0 | 0.3 | 30.3 | 4.5 |
| (2009) Source: WHO | (2015) Source: WHO | (2015) Source: WHO | (2016) Source: WHO |

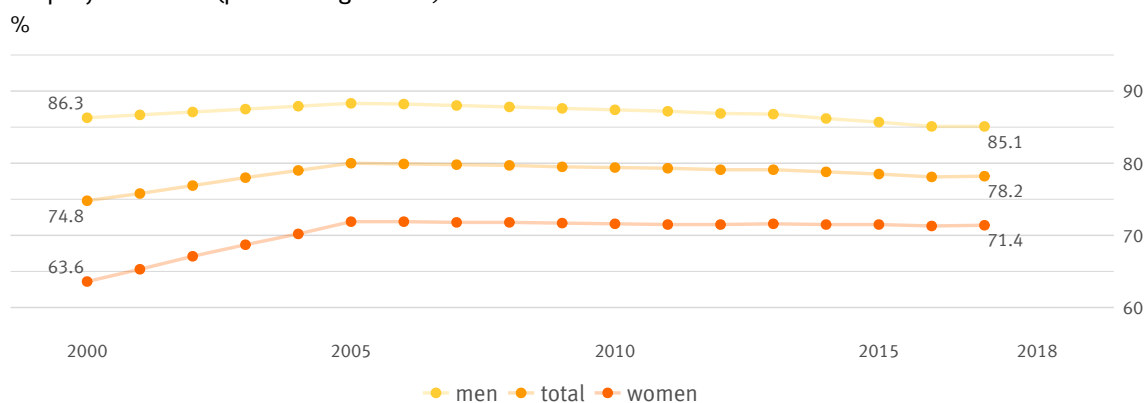
Education

| Government expenditure on education % of GDP | Pupil-teacher ratio (primary education) number | Pupil-teacher ratio (secondary education) number | Students (tertiary education) per 100,000 inhabitants |
|---|---|---|--|
| 4.5 | 64.3 | 40.4 | 778 |
| (2013) Source: UNESCO | (2014) Source: UNESCO | (2012) Source: UNESCO | (2014) Source: UNESCO* |

Labour force

| Employment rate (persons aged 15+) % | Labour force (persons aged 15+) 1,000 | Labour force participation rate (persons aged 15+) % | Self-employment (persons aged 15+) % |
|---|--|---|---|
| 78.2 | 51,450 | 82.5 | 88.7 |
| (2017) Source: ILO-KILM | (2017) Source: ILO-KILM | (2017) Source: ILO-KILM | (2017) Source: ILO-KILM |

Employment rate (persons aged 15+)



Source: ILO-KILM

Employment and gross value added by sector 2017

%

Employment



Gross value added



agriculture, forestry, fisheries industry services not specified

Source employment: ILO-KILM
Source gross value added: WB-WDI

Unemployment rate
(persons aged 15+)

%

5.2

(2017)

Source: ILO-KILM

Unemployment rate
(persons aged 15 to 24)

%

7.4

(2017)

Source: ILO-KILM

Long-term unemployment rate
(persons aged 15+)

% of unemployed persons

53.9

(2013)

Source: ILO-KILM

Unemployment rate and youth unemployment rate

%



Source: ILO-KILM

Living conditions

Human Development
Index (HDI)
value (0 low to 1 high)

0.448

(2015)
Source: UNDP

Human Development
Index (HDI)
rank (of 188 countries)

174

(2015)
Source: UNDP

Income distribution:
Gini coefficient
value (0 to 100; 0=equal distribution)

39.1

(2015)
Source: WB-WDI

Production

Index of industrial production
2010=100

No data

Source: IMF-IFS

Agriculture and forestry

Change of agricultural
production
% since 2000

+129

(2016)
Source: FAO*

Agricultural
land
% of land area

36.3

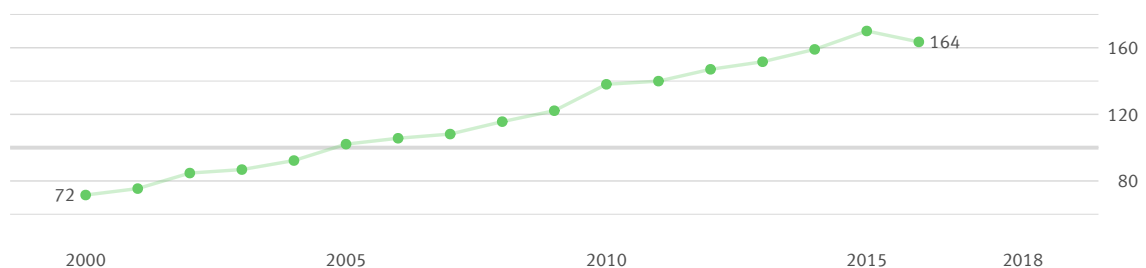
(2016)
Source: FAO*

Forest
area
% of land area

12.5

(2016)
Source: FAO*

Index of agricultural production
2004 to 2006 = 100



Source: FAO

Foreign trade

Export of goods
bn US\$

1.724

(2016)

Source: UN Comtrade

Import of goods
bn US\$

19.121

(2016)

Source: UN Comtrade

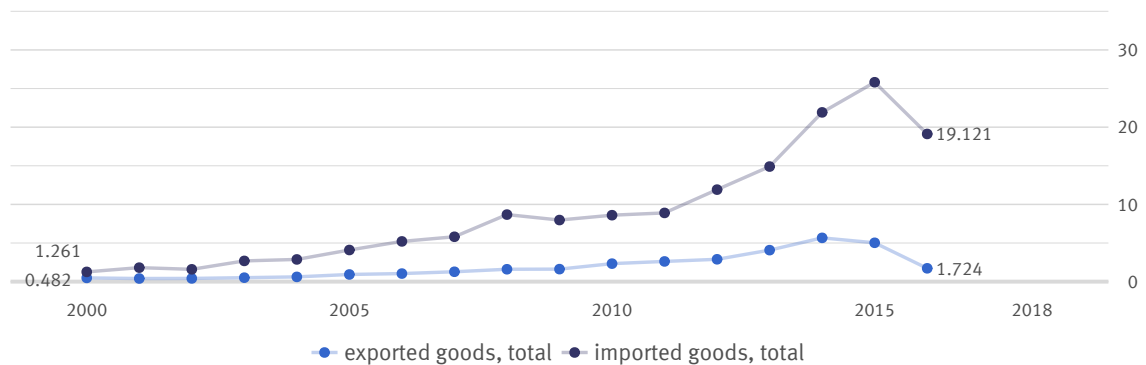
Trade balance, goods
bn US\$

-17.397

(2016)

Source: UN Comtrade*

Export and import of goods US\$



Source: UN Comtrade

Foreign trade balance US\$



Source: UN Comtrade

Goods exported
to Germany
mn US\$

148

(2016)

Source: UN Comtrade

Goods exported
to Germany
% of all goods exported

8.6

(2016)

Source: UN Comtrade*

Goods imported
from Germany
mn US\$

393

(2016)

Source: UN Comtrade

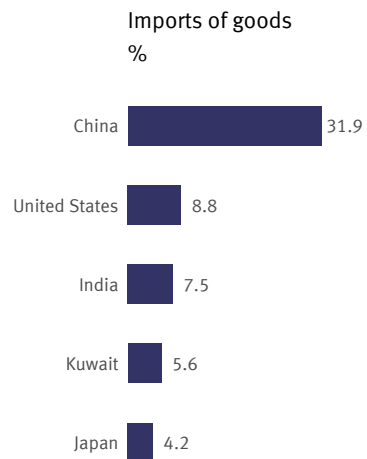
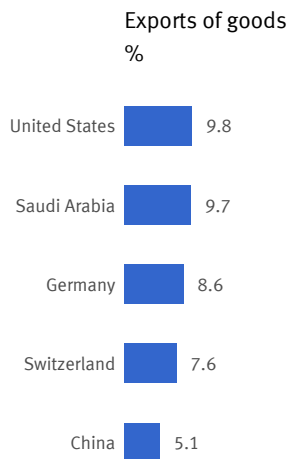
Goods imported
from Germany
% of all goods imported

2.1

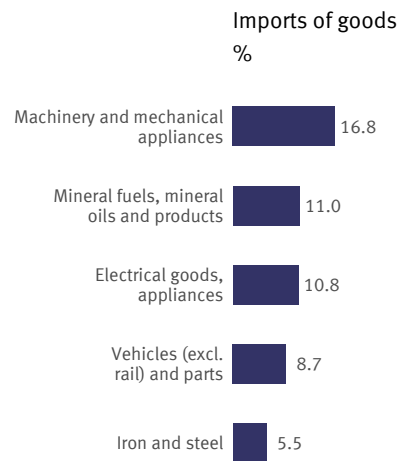
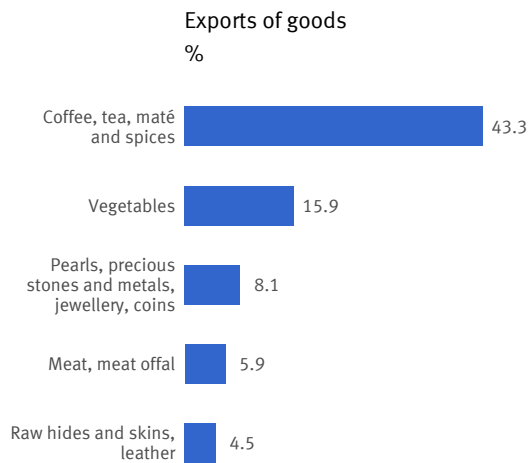
(2016)

Source: UN Comtrade*

Main trading partners 2016



Main commodities traded 2016



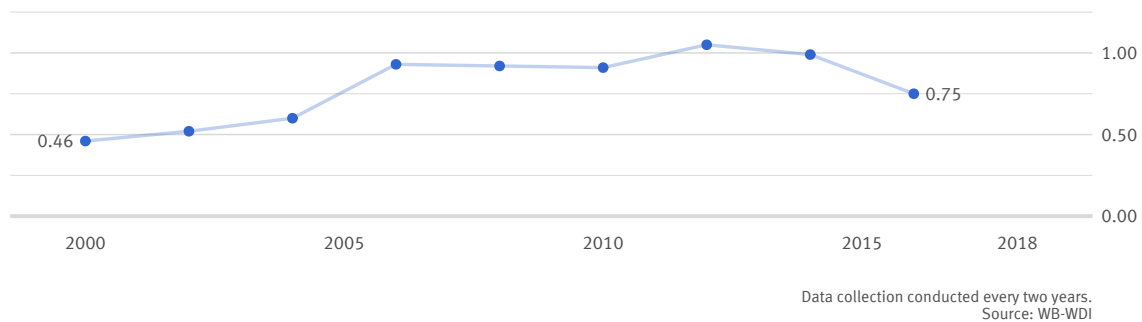
Source: UN Comtrade*

Classification of commodities: Harmonized Commodity Description and Coding Systems (HS2).

Transport

| | | |
|---|---|---|
| Passenger cars per 1,000 inhabitants 1 (2015) Source: OICA* | Total rail network km per 1 mn inhabitants No data Source: WB-WDI* | Air transport per 1,000 inhabitants 91 (2017) Source: WB-WDI* |
|---|---|---|

Gasoline price at the pump
US\$ per litre



Environment and energy

| | | | |
|---|--|---|---|
| Carbon dioxide emissions tonnes per capita 0.1 (2016) Source: EDGAR | Total primary energy supply kg oil equivalent per capita 497 (2014) Source: WB-WDI | Gross electricity consumption kWh per capita 70 (2014) Source: WB-WDI | Renewable energy % of total final energy consumption 92.2 (2015) Source: WB-WDI |
|---|--|---|---|

Carbon dioxide emissions in relation to Germany 2016
tonnes per capita

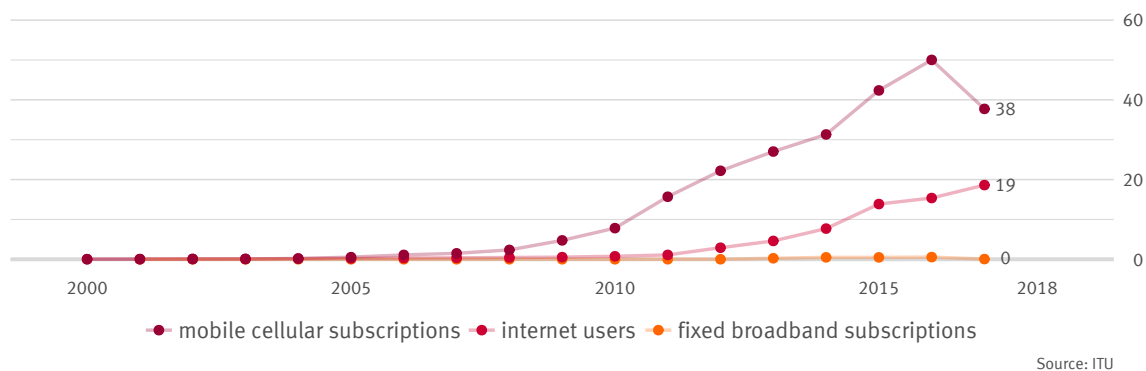


Source: EDGAR

Science, research, technology

| Gross domestic expenditure on R&D % of GDP | Researchers per 1 mn inhabitants | Resident patent applications per 1 mn inhabitants |
|---|-------------------------------------|--|
| 0.6 | 45 | No data |
| (2013) | (2013) | |
| Source: UNESCO | Source: UNESCO | Source: WIPO |

Dissemination of modern communication technology per 100 inhabitants



Sources

| | |
|-------------|---|
| EDGAR | Emissions Database for Global Atmospheric Research, European Commission |
| FAO | United Nations, Food and Agricultural Organization |
| ILO-KILM | International Labour Organization, Key Indicators of the Labour Market |
| IMF-IFS | International Monetary Fund, International Financial Statistics |
| IMF-WEO | International Monetary Fund, World Economic Outlook |
| ITU | United Nations, International Telecommunication Union |
| OICA | International Organization of Motor Vehicle Manufacturers |
| UN Comtrade | United Nations, Comtrade Database |
| UNCTAD | United Nations, Conference on Trade and Development |
| UNDP | United Nations Development Programme |
| UNESCO | United Nations, Educational, Scientific and Cultural Organization |
| UNPOP | United Nations, Population Division |
| WB-WDI | World Bank, World Development Indicators |
| WHO | World Health Organization, Global Health Observatory |
| WIPO | World Intellectual Property Organization |

* Own calculations based on the original data source.

More international data and statistical country profiles on all other UN Member States:
www.destatis.de/international_en